







FLEXLINER transforms old manholes in new hemispheres




Yes we scan - 3D FARO Laser scanner



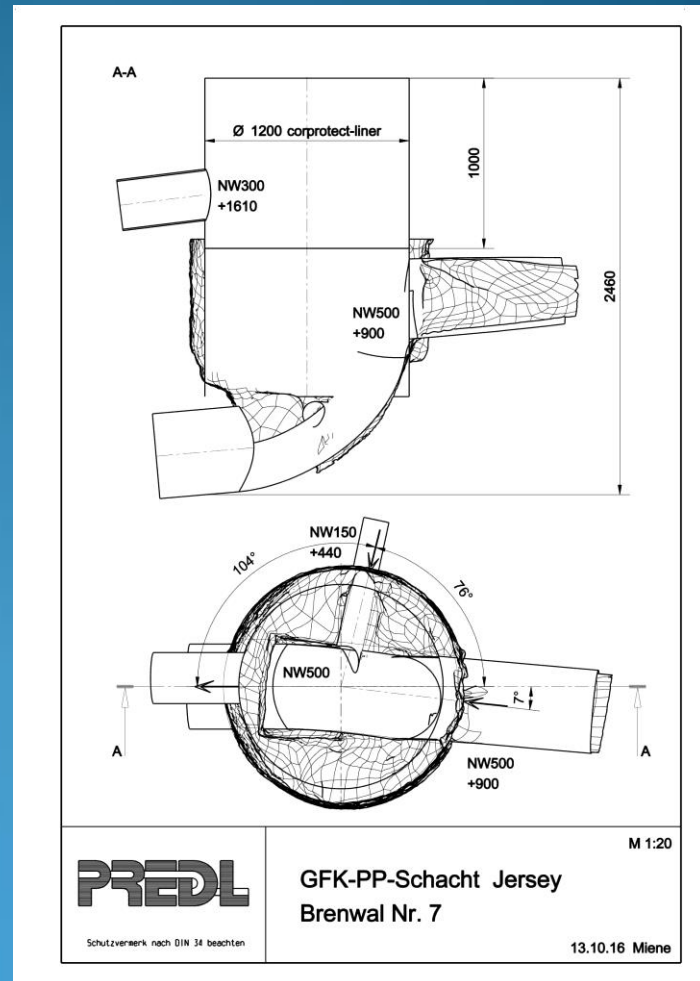

scanned data model



modelling scene/ pointsence



CAD/CAM modelling survey



CNC-robot-milling station



Styrofoam negative – an exact copy of the old manhole



Polymer spraying



Liner connection to concrete



FLEXLINER - a copy of the old manhole



FLEXLINER-extremely flexible



FLEXLINER and Styrofoam-negative



negative support for installation



FLEXLINER cuffs and Quick-Locks for a watertight connection to the old pipes



Building site - keep it clean!



Tension belt keeps the FLEXLINER folded for installation



FLEXLINER dive



Steel telescope (or seat strut) is a precious installation help



Styrofoam-negative and steel telescope keep the FLEXLINER in position



SC-concrete hand mixed and fill funnel allow a fast mix and pour



Remove support 30 min after pouring



FLEXLINER can be a two hour installation job



FLEXLINER catches all complicated geometries



FLEXLINER transforms old into new



A rectangular FLEXLINER is no problem



FLEXLINER, how is this possible?!

